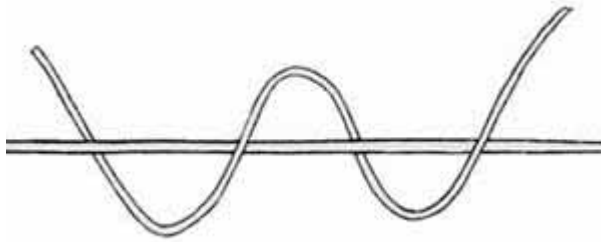


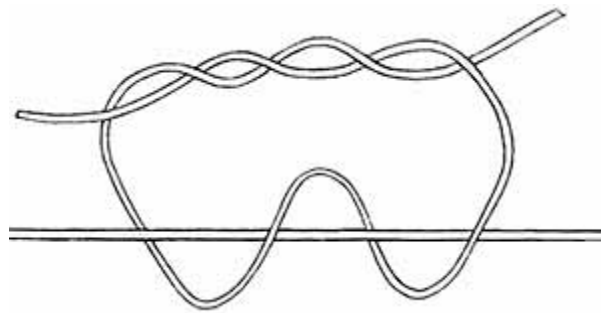
## HOW TO TIE A STOP KNOT

Whenever you want to use a sliding float you will need to tie a stop knot on your line that will grip the line without damaging it.



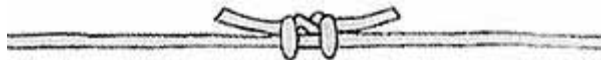
### Step 1

Twist a piece of line 2 to 3 times around the main line, at the chosen point



### Step 2

Bring both ends around to form a Surgeon's Knot.



### Step 3

Tighten into shape bringing the coils close together